

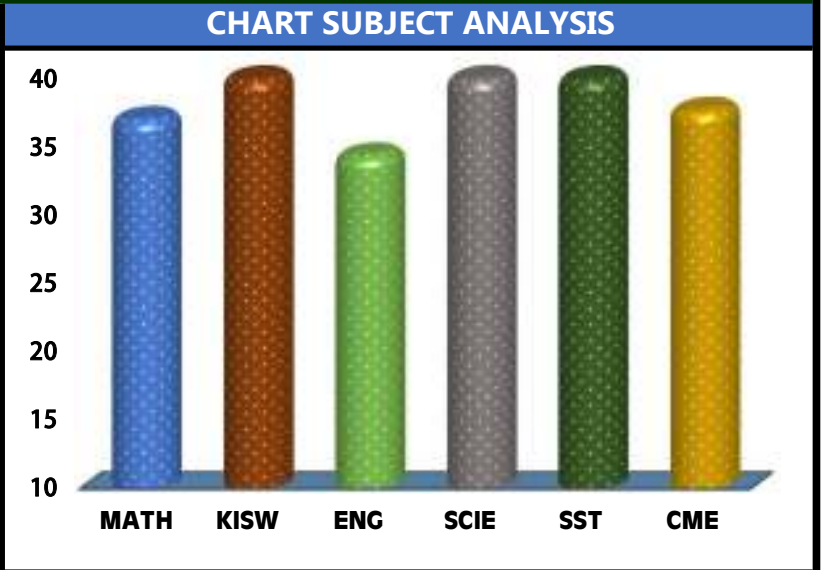
	<h1 style="margin: 0;">SANTA MARIA</h1>	
REGION: TABORA	SCHOOL AVERAGE: 40.5	DISTRICT: TABORA

SUBJECT AND GRADE PERFORMANCE ANALYSIS



SUBJECT RANKING			
KISWAHILI	48.0	96%	1
SOCIAL STUDIES	43.2	86%	2
SCIENCE	43.0	86%	3
CIVIC AND MORAL EDUCATION	37.7	75%	4
MATHEMATICS	37.0	74%	5
ENGLISH	34.4	69%	6

SUBJECT GRADE ANALYSIS					
SUBJECT/GRADE	A	B	C	D	F
MATHEMATICS	13	21	4	1	0
KISWAHILI	39	0	0	0	0
ENGLISH	0	33	6	0	0
SCIENCE	36	2	0	1	0
SOCIAL STUDIES	34	5	0	0	0
CIVIC AND MORAL	10	26	3	0	0

OVERALL GRADE ANALYSIS			
A	26	39	32%
B	12		15%
C	1		1%
D	0		0%
F	0		0%



BOYS VS GIRLS PERFORMANCE

	SAT		SAT	TOTAL
	24		15	39
41%		39%		

SEATED	39	100%
ABSENTEES	0	0%
PASSED	39	100%
FAILED	0	0%

NO	NAME	SEX	MATH		KISW		ENG		SCI		SST		CME		TOTAL	AVG	GRADE	POS
1	RAYMOUND FESTUS MKAMI	M	44	A	49	A	36	B	46	A	47	A	38	B	260	43.3	A	1
2	RASHID MFAUME LWASA	M	45	A	49	A	37	B	45	A	47	A	36	B	259	43.2	A	2
3	SAAD MOHAMED SIMBA	M	45	A	50	A	39	B	45	A	45	A	34	B	258	43.0	A	3
4	MASOUD SALUM AHMED	M	43	A	49	A	34	B	44	A	44	A	42	A	256	42.7	A	4.5
5	ANGEL EZEKIEL MANJANI	F	45	A	50	A	35	B	41	A	46	A	39	B	256	42.7	A	4.5
6	HARITH ALLY LUNGEJU	M	43	A	50	A	34	B	45	A	44	A	39	B	255	42.5	A	6.5
7	ABDIFATAH MOHAMED JAMA	M	41	A	47	A	36	B	44	A	46	A	41	A	255	42.5	A	6.5
8	MARCO SEZY RUGE	M	43	A	48	A	33	B	45	A	43	A	42	A	254	42.3	A	9
9	MERCY ERASTO LUOGA	F	40	B	50	A	36	B	45	A	43	A	40	B	254	42.3	A	9
10	KULWA LYOBA YAMLINGA	M	44	A	49	A	32	B	44	A	44	A	41	A	254	42.3	A	9
11	EVELYNE EMMANUEL HOTEL	F	43	A	49	A	34	B	44	A	44	A	39	B	253	42.2	A	11.5
12	JOSEPH MESHACK KALLIM	M	42	A	48	A	33	B	46	A	44	A	40	B	253	42.2	A	11.5
13	MWAJUMA LYOBA SAIDI	F	37	B	49	A	38	B	43	A	44	A	41	A	252	42.0	A	13
14	AGRIPINA AGUSTINO SHIRATI	F	40	B	50	A	39	B	45	A	44	A	33	B	251	41.8	A	14.5
15	BRIAN RICHARD LEMA	M	37	B	47	A	38	B	45	A	46	A	38	B	251	41.8	A	14.5
16	ALBINA FAUSTINE EVARIST	F	39	B	50	A	37	B	40	B	44	A	40	B	250	41.7	A	16
17	DEUS DANIEL MASANJA	M	39	B	48	A	32	B	45	A	44	A	41	A	249	41.5	A	17
18	VICENT YOHANA MAGANGA	M	33	B	48	A	38	B	45	A	47	A	37	B	248	41.3	A	18.5
19	GODLIVA JONAS MICHAEL	F	41	A	47	A	33	B	42	A	45	A	40	B	248	41.3	A	18.5
20	YASSIN BAKARI YASSIN	M	42	A	50	A	30	C	43	A	45	A	37	B	247	41.2	A	20
21	BENARD GODFACE FOYA	M	33	B	47	A	34	B	45	A	46	A	41	A	246	41.0	A	21
22	MELVIN TEMBA MANASE	M	35	B	47	A	33	B	44	A	42	A	43	A	244	40.7	A	23
23	GLORIA NDADI SAIDEYA	F	38	B	48	A	34	B	42	A	43	A	39	B	244	40.7	A	23
24	DOTTO LYOBA YAMLINGA	M	39	B	50	A	30	C	46	A	42	A	37	B	244	40.7	A	23
25	GEAN LUCAS MSELE	M	30	C	44	A	38	B	46	A	45	A	40	B	243	40.5	A	25.5
26	EDSON RUMANYIKA EDWARD	M	35	B	47	A	37	B	44	A	44	A	36	B	243	40.5	A	25.5

NO	NAME	SEX	MATH		KISW		ENG		SCI		SST		CME		TOTAL	AVG	GRADE	POS
27	NOEL EVAN MVURUNGU	M	34	B	48	A	35	B	45	A	43	A	36	B	241	40.2	B	27
28	FERNANDO CHARLES MUGIA	M	25	C	47	A	39	B	44	A	44	A	40	B	239	39.8	B	28
29	LATIFA KASHINDI JUMA	F	36	B	47	A	30	C	41	A	43	A	41	A	238	39.7	B	29
30	ERNEST JACKSON MUHINGA	M	32	B	47	A	37	B	45	A	41	A	34	B	236	39.3	B	31
31	GREYSON DANIEL MWITA	M	39	B	46	A	35	B	44	A	44	A	28	C	236	39.3	B	31
32	ERICK MARWA CHACHA	M	33	B	47	A	33	B	43	A	44	A	36	B	236	39.3	B	31
33	SHAKIRA TWAHA HABIBU	F	25	C	49	A	34	B	42	A	44	A	40	B	234	39.0	B	33
34	KEFLINE JACOB MAZIKU	F	35	B	48	A	29	C	41	A	39	B	41	A	233	38.8	B	34
35	MARY VALENTINE NUMAMBI	F	32	B	47	A	36	B	42	A	31	B	40	B	228	38.0	B	35
36	MTEKO GILIGWA MATHIAS	M	34	B	49	A	31	B	41	A	38	B	34	B	227	37.8	B	36.5
37	LAURENTINA MJENGA MAPUNDA	F	29	C	48	A	39	B	40	B	34	B	37	B	227	37.8	B	36.5
38	HOSSANA DUKHO JOHN	F	39	B	49	A	23	C	41	A	44	A	26	C	222	37.0	B	38
39	IRENE ROBERT MISSANGO	F	15	D	41	A	29	C	20	D	36	B	23	C	164	27.3	C	39